



VISUAL LEARNING: Sign Language for Birth to 3 Yrs

Our Mission

Time to Sign, Inc. is dedicated to supporting effective and meaningful communication for children, families, caregivers, and businesses by teaching American Sign Language in a fun and educational way.

Let's Communicate Workshop Agenda

Learn and Sing/Sign: Three Little Monkeys
About ASL to Family Signs
Song: Happy Little Child
ABC Song
Song: Where is Thumbkin to Children's' Names
Let's Learn Basic Signs for Infants and Toddlers
Learn: Activities for each Topical Area of Learning
Learn: Farm Animals
Song: Animals on the Farm
Learn: Emotions
Song: If You're Happy and Your Know It
Learn: Pet Animals
Song: Where Are My Pets?
Song: Twinkle, Twinkle Little Star
Song: Itsy Bitsy Spider
Learn: How to Incorporating Signing Into You Daily Routine
Wrap up and Q&A

Benefits of Signing with Children:




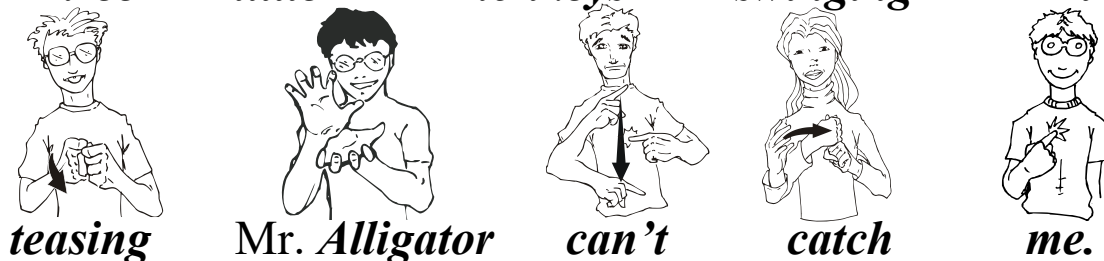

- ✎ 2-sided brain activity that increases brain functioning
 - Visual right brain usage
 - Cognitive second language left brain usage
 - Creates additional connection or synapses in the brain
- ✎ Learning a second language makes additional language learning easier
- ✎ Raises communication awareness and abilities
- ✎ Enhances children's vocabulary
- ✎ Can create higher IQ levels in children
- ✎ Babies can communicate their pre-verbal wants and needs
- ✎ Enhances children's' confidence and self-esteem
- ✎ Enhances reading skills
- ✎ Enhances fine motor coordination

Classroom Benefits

- ✎ Lowers children's noise levels in the classroom
- ✎ Reduces need for teachers to raise their voice
- ✎ Enables class to support special needs children
- ✎ Children pay better attention, they have to see you
- ✎ Sign language gets their attention better than the spoken word
- ✎ Reduces instances of errant behavior
- ✎ Provides children the ability to express emotions
- ✎ Increases children's use of manners

“Three Little Monkeys”

(Traditional, Illustrations Copyright©2002 Time to Sign, Inc.)



“Apples and Bananas”

(Original Author Unknown, Illustrations Copyright©2002 Time to Sign, Inc.)



I



like


to



eat,



eat,



eat



apples

and



bananas.



I




like


to



eat,



eat,



eat



apples


and




bananas.

Repeat with other vowels (e, i, o, u)

Itsy Bitsy Spider




The *itsy, bitsy spider* went *up* the *water spout*.




Down came the *rain*, and *washed* the



spider *out*.




Out came the *sun* and *dried* up all the *rain*.




And the *itsy, bitsy spider* went *up* the *spout* *again*.


Twinkle Twinkle Little Star



Twinkle, twinkle, little star,



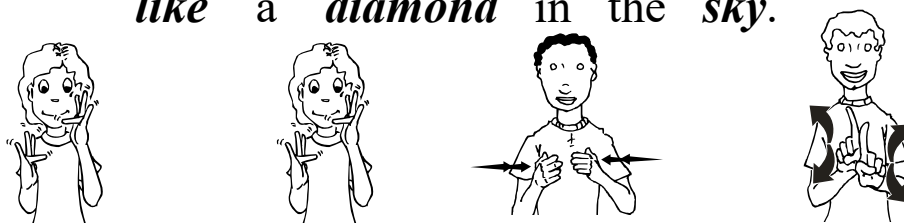
how I wonder what you are.




Up above the world so high,





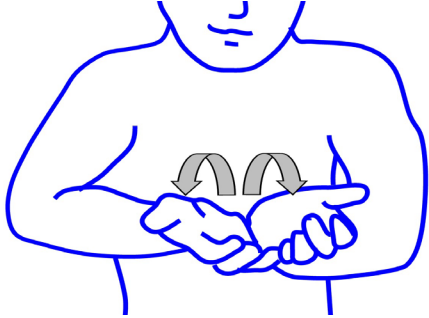
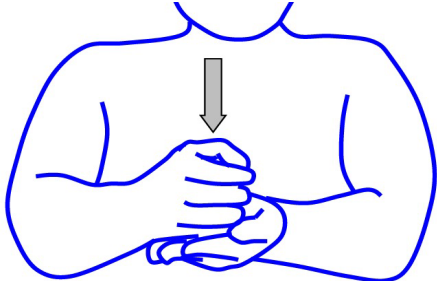

like a diamond in the sky.


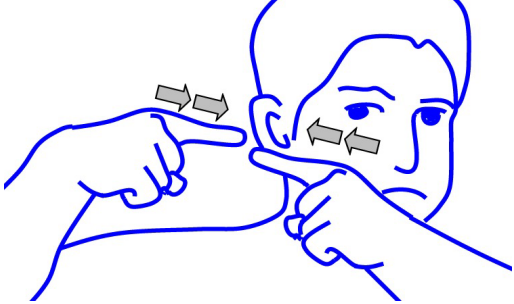

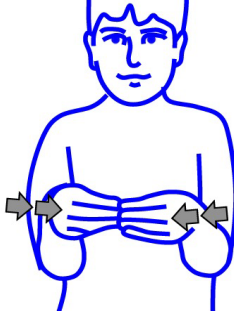
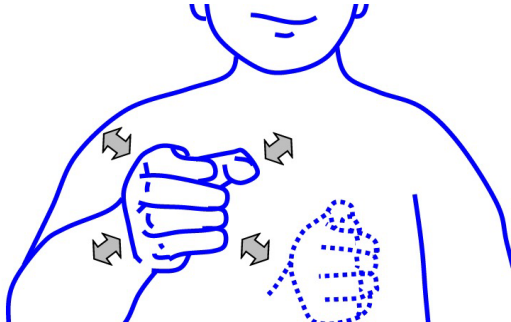


Twinkle, twinkle, little star,

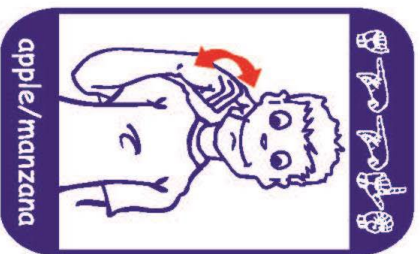


how I wonder what you are.

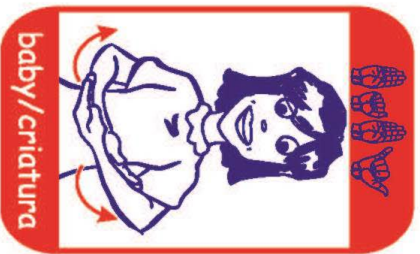
<p>Bath/Baño [Combined both hand-arm motion] For wash rub the "A" hands together palm to palm.</p> <p>For bath rub the "A" hands on the chest near the shoulder ■</p>	
<p>Bed/Acostarse [Palm motion, arm motion) Place the slightly curved right hand on the right cheek and tilt the head to the right. As if laying down your head on the hand.</p>	
<p>Book/Libro [Wrist motion, finger motion, palm motion] Starting with both palms touching in front of the chest, fingers pointing forward, move the hands apart at the top, keeping the little fingers together. As if opening a book.</p>	
<p>Bottle/Botella [Wrist motion, palm motion, arm motion] The flat base hand is held palm up. The "C" action hand taps the base hand several time. As if holding a bottle in your hands.</p>	
<p>Cookie/galleta [Wrist motion, palm motion] By touching the fingers of the right "claw" hand on the upturned left palm and then twist both hands in the opposite direction. As if cutting cookies with a cookie cutter.</p>	

<p>Drink/Beber [Wrist motion, face motion, palm motion, finger motion] Use the "c" hand in front of the mouth, palm facing body and thumb touching bottom lip; then keeping the thumb in place, twist fingers upward toward the nose. As if taking a drink with the hands.</p>	
<p>Earache/ Dolor de Oídos [Hand motion, finger motion] Both "1" hands tap together several times in front of ear.</p>	
<p>Hug/Abrazo [2 arm motion] The hands hold the upper arms as if hugging yourself. Sign may also be seen with closed "S" hands crossed at chest, moving forward; as if hugging a teddy bear.</p>	
<p>More/Más [2- arm motion] Bring the tips of both "AND" hands together.</p>	
<p>Milk/Leche [Wrist motion, palm motion] With the "c" hand in front of the body, palm left and fingers forward, close the hand to an "s" shape, repeatedly. Like milking a cow.</p>	

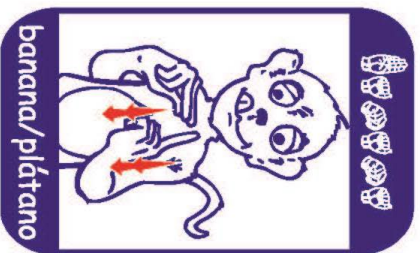
ASL FOR INFANTS




apple/manzana



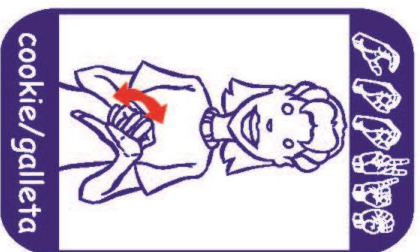
baby/criatura



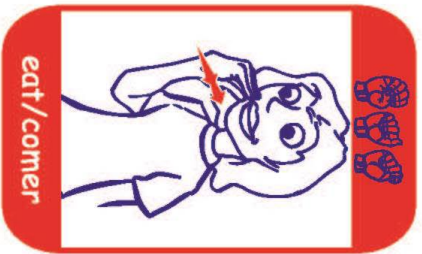
banana/plátano



bath/baño



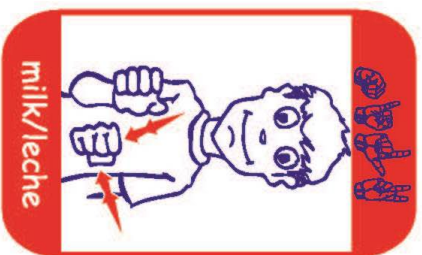
cookie/galleta



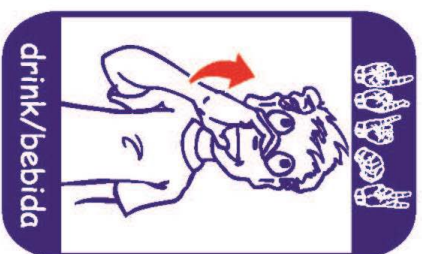
eat/comer



love/amor



milk/leche




drink/bebida

Copyright 2004 Time to Sign, Inc.

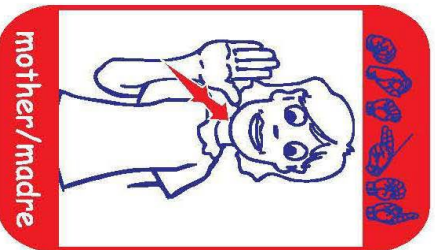


timetosign.com

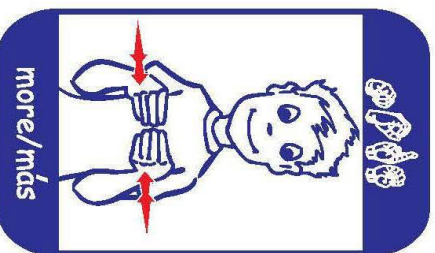
ASL FOR INFANTS



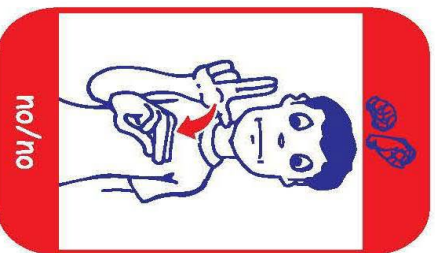
father/padre



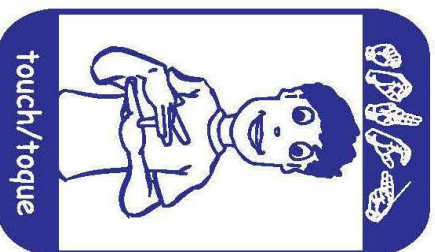
mother/madre




more/más




no/no



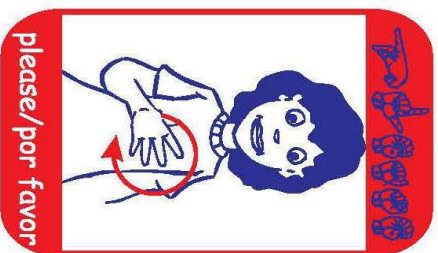
touch/toque



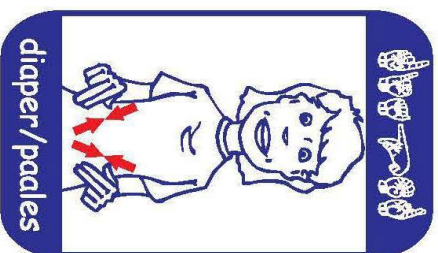
thank you/gracias



yes/si



please/por favor



diaper/paales

Copyright 2004 Time to Sign, Inc.







timetosign.com

TAKE THIS PROGRAM WITH YOU!
CONFERENCE SPECIAL \$35.00



Sign Language Birth-3 Years



WANT MORE OF THIS TRAINING?

PRE-RECORDED LEARNING AT YOUR OWN PACE WITH DROPBOX LINK:

Visual Interactive Learning: Sign Language for Children Birth to Three Years (w/ Lillian Hubler & Dr. Michael Hubler)

This program teaches American Sign Language (ASL) to parents and/or caregivers of young children ages birth to 3 years to be used in the home or classroom. This interactive learning experience promotes all 5 Central Learning Domains for young children. Journey into sign language by joining us to learn how to enhance our youngest children's communication, language, and literacy skills, cognitive, and physical development.

A wonderful introduction to the language and literacy benefits is provided by Dr. Marilyn Daniels of Penn State.


The program culminates with a wonderful 15-minute adventure with deaf actor John Kinstler and Lillian Hubler on their Signing Walk, which unites the great outdoors with fun indoor activities.

Signs Include: ABCs to Emotions ~ Animals ~ Colors ~ Manners ~ Family ~ Food ~ Nature ~ Nursery Rhymes ~ and more...

DropBox Link includes:

eBooks – Signing Walk, Learning Guide, Mike and Lil Story Book

Printable Resources – activities, card sets for basic signs (family, emotions, numbers, manners, colors and shapes, weather, farm animals, signs for stories and more)



LOTS MORE - PRE-RECORDED LEARNING FROM TIMETOSIGN

Parents and teachers want the best educational advantages provided for their children and students. Often we receive requests for more information and material on the use of American Sign Language to promote communication with all children. In response, Time to Sign, Inc. has prepared video classes available in the convenience of your own home. Caring for Young Children was designed to teach 150 signs on topics such as emotions, directions, foods, activities, discipline and more using songs and games. It is available to register for this class and others at: <http://www.timetosign.com/services/online-webinar-training/>